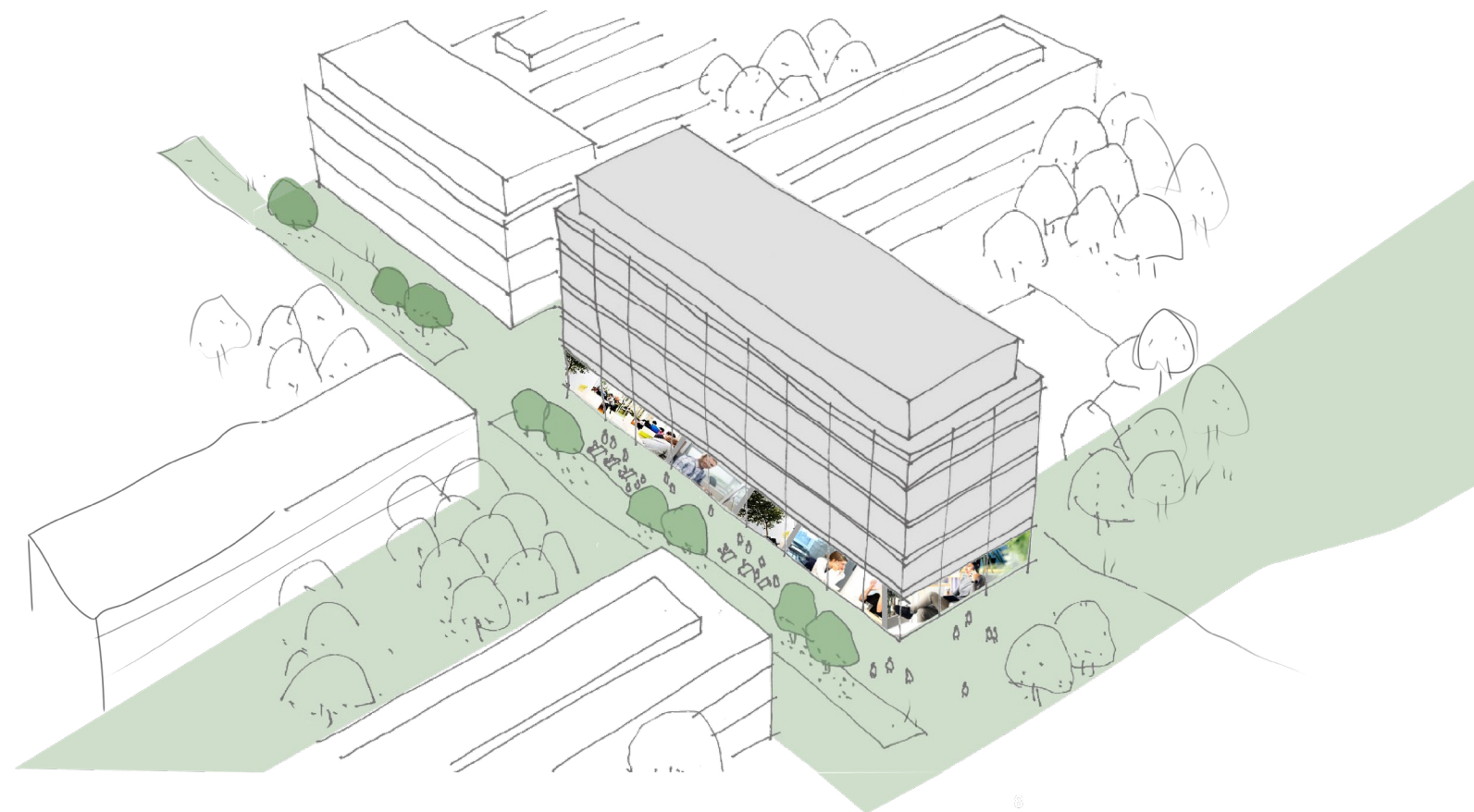


# B226 Generic Office Building

## Vision statement

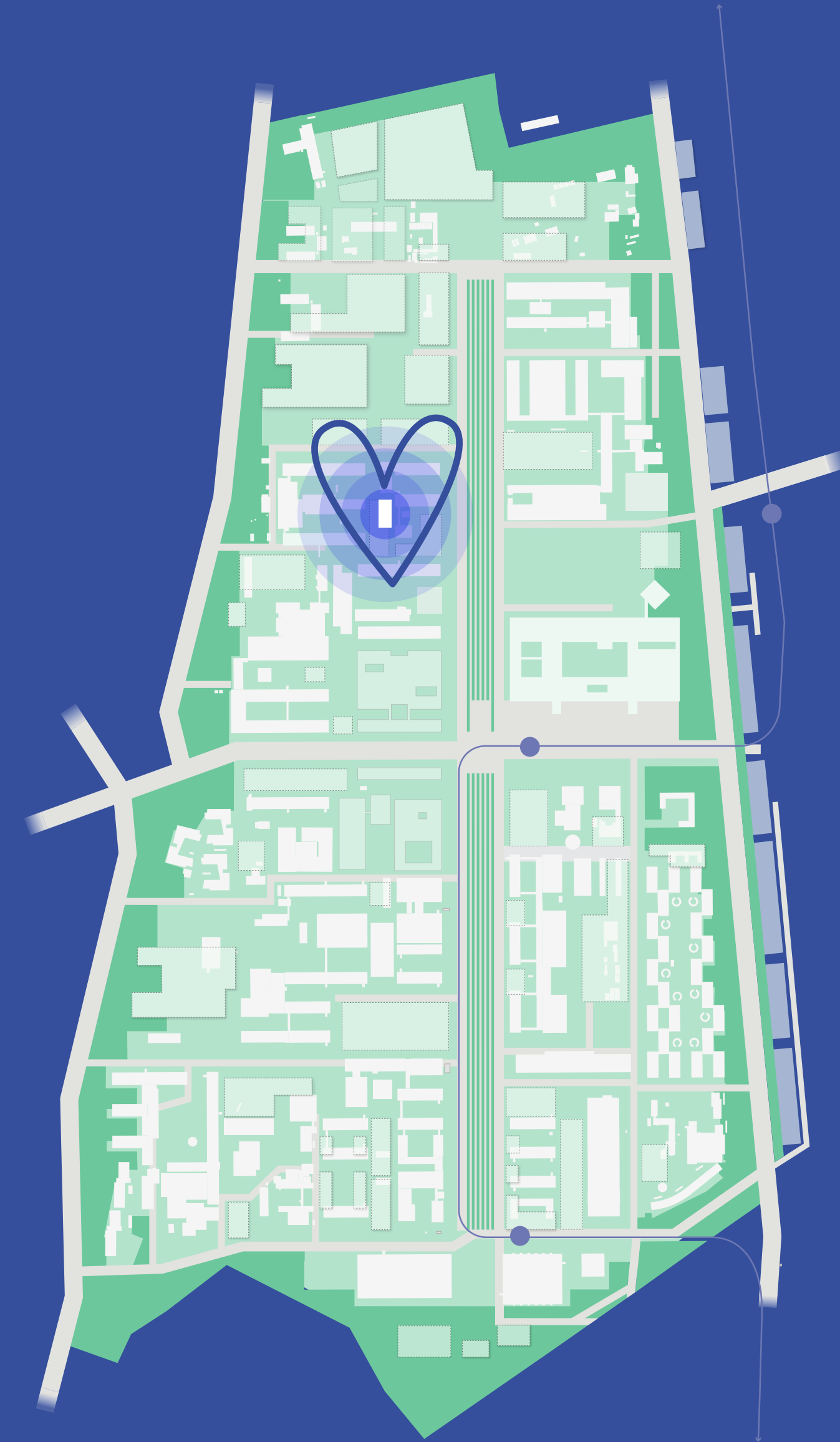
DTU has a significant and urgent need for office space in the second quadrant, which cannot be solved through relocations and densification alone.

Building 226 will provide attractive and stimulating work facilities and foster an open, inviting environment for learning and study - all in the heart of the second quadrant.



- **Hub for knowledge sharing and an academic meeting point**
- **Attractive and stimulating office workspace**
- **Engaging study and learning environment**
- **Generic office concept developed through continuous user involvement to ensure flexible, high quality and more sustainable design.**

B226 is located at the heart of the second quadrant at Søltofts Plads.



# Why a new office building at Søtofts Plads?

- **Meets a critical space demand** and supports growing research activities in the second quadrant.
- **Brings together researchers and students** across fields to share knowledge and strengthen collaboration.
- **Revitalises Søtofts Plads as an open and active part of campus**



## Facts about the building:

Gross floor area

**6,000 m<sup>2</sup>**

Location

**Søtofts Plads**

Floors

**5 + basement**

Building structure

**Wood construction**

Time frame

**Move in: Q1 2030**

Sustainability ambition

**DGNB Gold + Heart**

Est. number of workstations

**190 workstations**



**Your expertise could help shape your future office workspace  
- and set the standard for future workspaces at DTU**

*Join the user group for B226 by contacting your institute management*

# Why your input matters!

DTU's ambition is to design B226 based on data and user insights. Your daily work experience is key to informing and qualifying the design.

**Studies show that user involvement throughout all phases of a building project improves the building's functionality, heightens user satisfaction and ensures a smoother transition to new facilities.**



## The user involvement aims to:

- **Qualify the design based on user needs**  
*with a focus on functionality, flexibility and user experience.*
- **Contribute knowledge and experience**  
*that can strengthen future DTU building projects.*
- **Create ownership**  
*and a shared understanding of the project vision and how it translates to the building.*
- **Ensure a smooth transition to the new building**  
*by supporting change, shared use and adoption of new facilities.*



**Participating in the user group is a unique opportunity to turn your everyday work needs into spatial solutions**

*User group participation is coordinated through institute management*

# Attractive and stimulating office workspaces

## From user data to design principles

Early user involvement and feedback from more than 350 employees in the second quadrant provided the foundation of the project. Everyday work experiences have been translated into spatial concepts that describe the different room types, functions, and qualities that need to be present in the building to create good work environments for researchers and administrative staff. During the project phases, these design typologies will be further developed and qualified in collaboration with users.

## How a generic office building can support good work environments for researchers:

- **Adapt to changing needs and ways of working**  
*Studies from other universities show that varied zones for focused work and collaboration increase user satisfaction over time.*
- **Strengthens DTU's shared identity**  
*Research on academic environments indicates that a coherent design and opportunities for personalisation strengthen professionalism and the sense of belonging.*
- **A hub where institutes come together to share knowledge**  
*Evidence shows that physical proximity and transparency foster collaboration and increase research output.*
- **Responsible use of space and resources**  
*A design that values both people and planet by improving daily work quality while reducing the overall environmental footprint.*

The design typologies describe the different room types, functions and qualities that need to be present in order to support good work environments for researchers and administrative staff:







# How the user process works

## Who can participate?





Research and administration employees from the institutes in the second quadrant can participate. Join the user group for B226 by contacting your institute management.



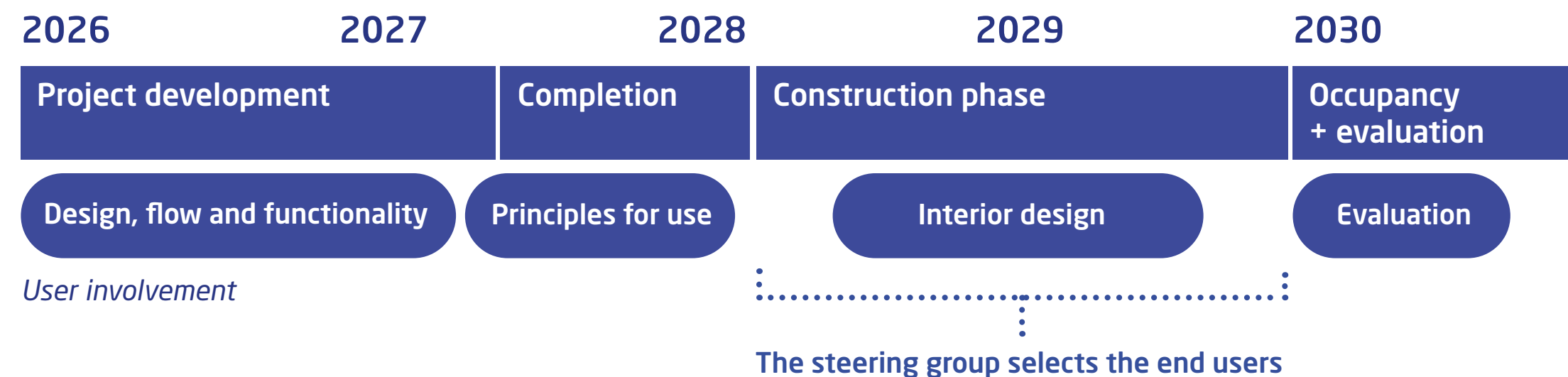
## What's the time commitment?

-  4 - 8 meetings per year
-  ~ 2 hours each
-  Occasional online feedback between meetings
-  Over the next 2 - 5 years

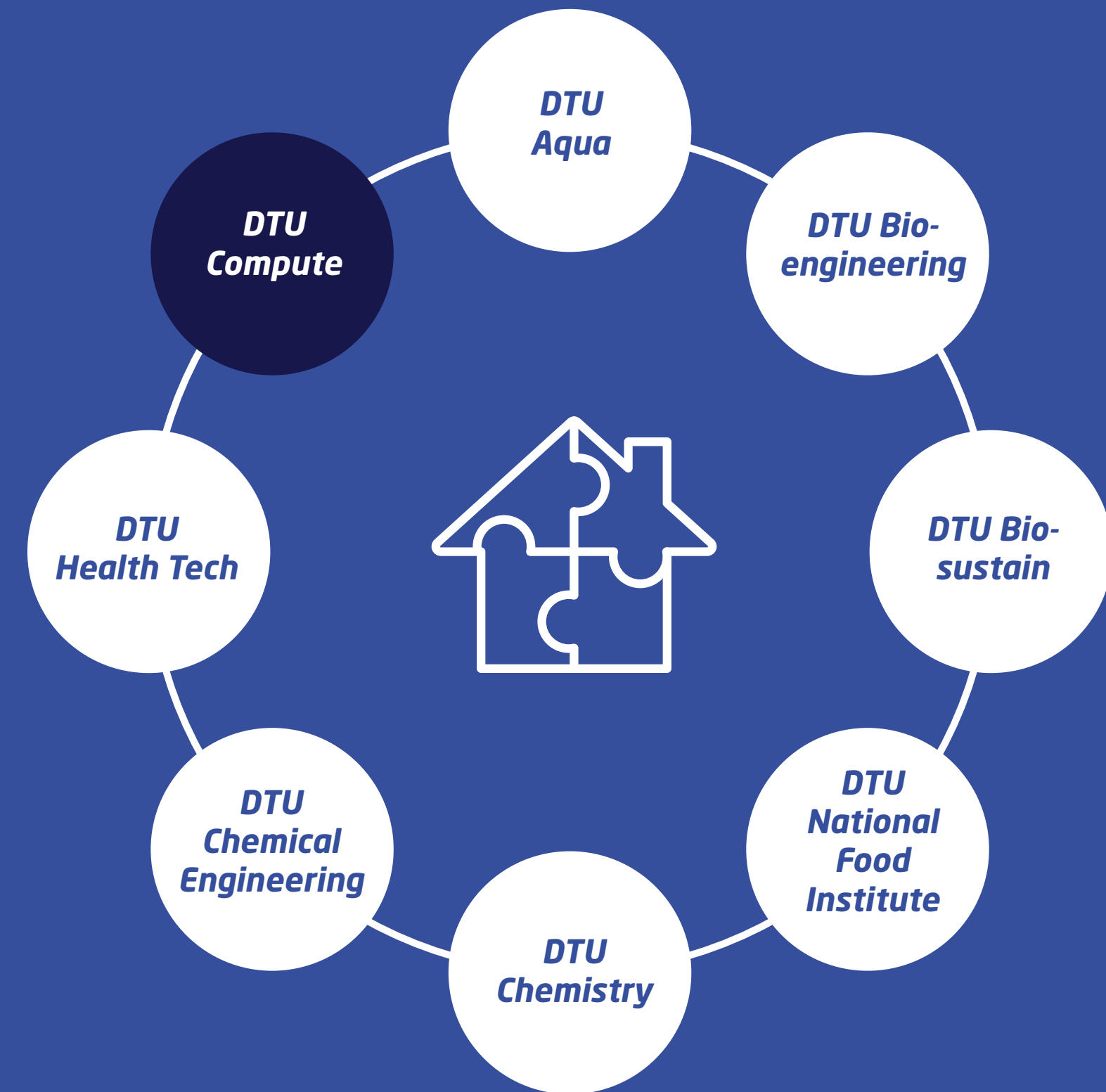
## Why join?

-  Help ensure B226 reflects DTU's work culture
-  Influence design choices
-  Gain early insight into the project
-  Visit the building site

## Project timeframe and phases



The seven institutes in the second quadrant are equally represented in the user group



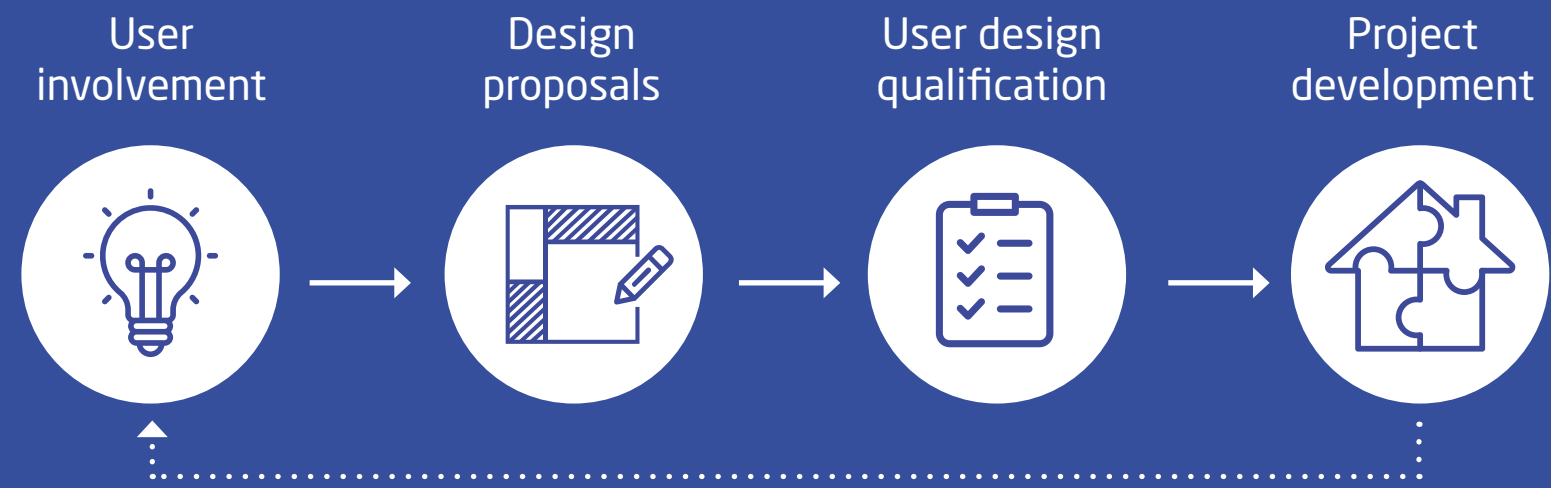
Each institute in the second quadrant appoints two representatives to the user group. The group thus brings different disciplines and user perspectives to the project.

DTU Compute contributes knowledge and experience from the development of office and learning environments in B324.

# B226 - A good work environment for researchers

## User-informed design development

User involvement is facilitated by the architectural consultant and CAS and serves to inform, qualify and develop the project.



## Building programme:

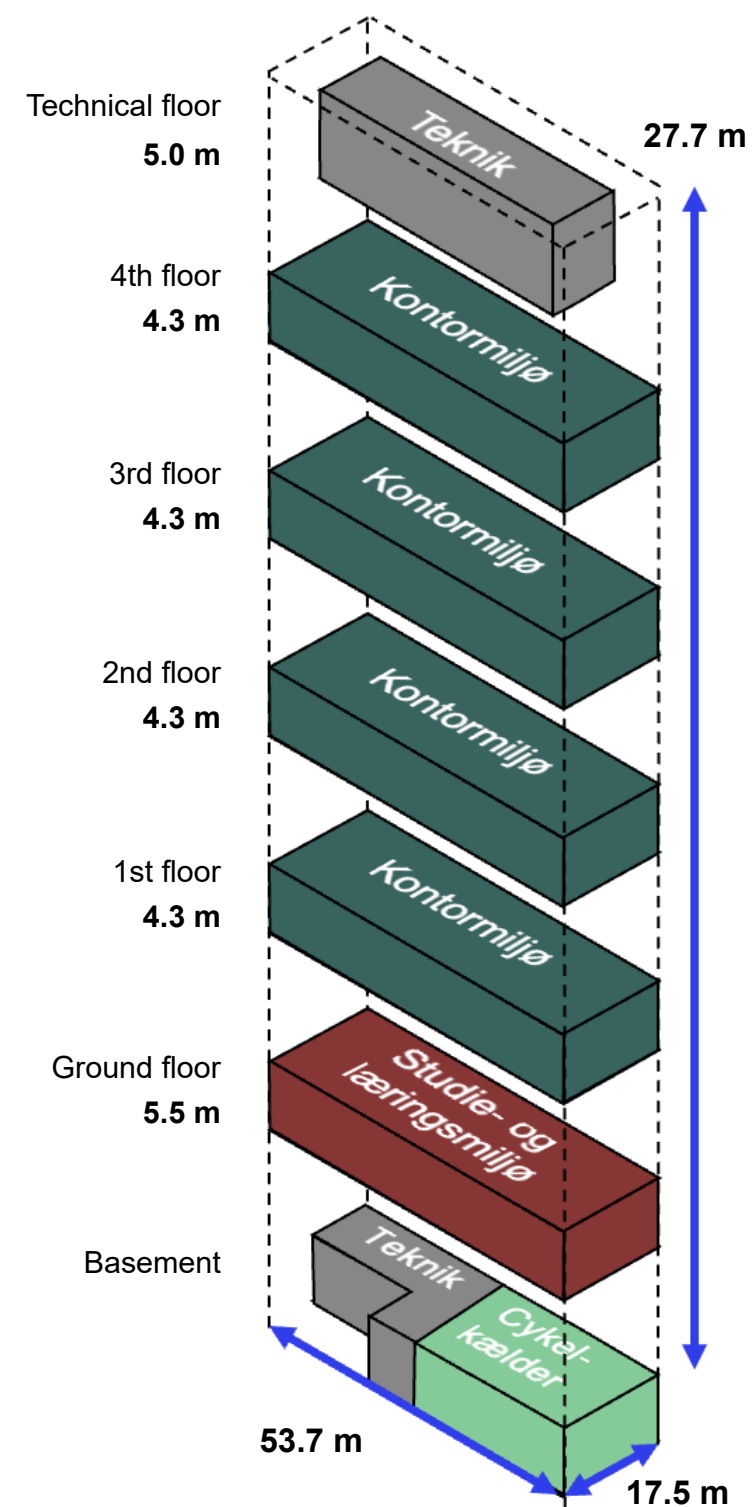
Office workspace  
**2,465 m<sup>2</sup>**

Study and learning environment  
**575 m<sup>2</sup>**

Common areas  
**980 m<sup>2</sup>**

Bicycle basement  
**475 m<sup>2</sup>**

Technical and storage space  
**800 m<sup>2</sup>**



# Key documents shaping B226 Generic Office Building

## Assessment of Needs and Requirements

The Assessment of Needs and Requirements is based on user involvement, feedback from more than 350 employees in the second quadrant and studies of comparable university building projects. The results have shaped a concept that turns everyday work experiences into design typologies for good research office workspaces. These typologies will be further developed and qualified together with users in the next project phases.

Read the Assessment of Needs and Requirements [here](#)



### Focus on user experienced quality

User experienced quality is part of the social sustainability strategy. It is about creating a functional and varied work environment that reflects what users actually need.

### Ensuring broad user representation

Four employee profiles were identified in the assessment to ensure that diverse needs and perspectives are represented. In the upcoming user process, participants will continue to represent these four profiles.



PhD student



Researcher



Senior researcher



Administrative staff

### Recommendations from the Assessment of Needs and Requirements:

1

#### Coherent design concept for a world-class research environment

A coherent design across architecture, landscape and interiors signals quality and professionalism, while biophilic elements (such as natural light, plants and natural materials) promote a healthy and inspiring workplace.

2

#### User experienced quality

Involve users in all project phases to build ownership, enhance functionality and flexibility and ensure smooth commissioning. Integrate universal design principles to support accessibility and inclusion.

3

#### Space for immersion

Separate focus areas from social zones and include small ad hoc rooms to support deep, uninterrupted work.

4

#### Formal and informal knowledge sharing

Provide flexible meeting rooms, varied common spaces, and informal areas that encourage exchange of ideas.

# Key documents shaping B226 Generic Office Building

## Charter for User Involvement

The Charter for user involvement defines how DTU engages users throughout the B226 project. It sets out roles, structure and expectations for an ongoing process that ensures ownership, functionality and quality based on user experience. The approach builds on research and best practices showing that early and ongoing involvement leads to better design outcomes and smoother commissioning.

Read the Charter for user involvement [here](#)



**User involvement is expected to begin during summer 2026**



**The involvement will be facilitated by the project consultants and Campus Service (CAS)**



**For questions, please contact:**

**Naja McNair**  
Project manager, CAS  
[namna@dtu.dk](mailto:namna@dtu.dk)

## Success criteria from the Charter for User Involvement:




**User involvement throughout all project phases**

Users are engaged from the early concept stages to the handover and occupancy phase. By the end of the project, at least 90% of the user representatives will be able to explain the main design concepts.



**Meeting user needs**

The architectural typologies and functions defined in the vision programme are integrated into the design to support the identified user needs. Fulfilment of needs will be evaluated through a design review and a user survey, where at least 75% of users find that the building supports their work activities.



**Sustainability goals**

The building will achieve DGNB Gold and DGNB Heart certification in all three phases: as designed, as built, and in use. This is supported by documented user involvement and evaluation throughout the process.



**Knowledge sharing**

Key insights and lessons learned are documented and shared in a final evaluation report to inform future DTU projects.



**Ownership and understanding**

80% of user representatives experience having had real influence on project decisions and understand the design choices and priorities made along the way (measured through survey or interview).



**Commissioning and use**

75% of users report that they understand how to use the building and that the physical environment supports their daily work and reflects a world-class research environment (measured 6-12 months after moving in).